

Green Schools, Recycling
Wellness Schools

SCHOOL LINKS

Elementary Schools ▾
Middle Schools ▾
High Schools ▾
Charter/Contract Schools ▾
Other Educational Centers ▾

About AACPS
Bids/Procurement
Departments/Organization
Food/Nutrition - School Menus
Phone Numbers
Language Translations
Locate Your School
Schedules
Student Testing/Test Results
School Calendar

AACPS - For Your Information

[Print This Article](#)

School Start Time Survey Results

The Board of Education conducted a survey from December 20, 2013, through February 4, 2014, to gather data on how parents, students, employees and others feel about modifying the current school schedule to one which starts and ends all school instructional schedules 13 minutes later.

The scenario parents were asked to comment on would result in no changes in the length of the current instructional day. **Please note that The Board has not proposed or adopted any changes in start times for the current or coming school year.** The survey was designed to provide a vehicle for input which will be used to help inform further Board discussions.

Detailed results of this survey are available below:

Total Responses – 7,555

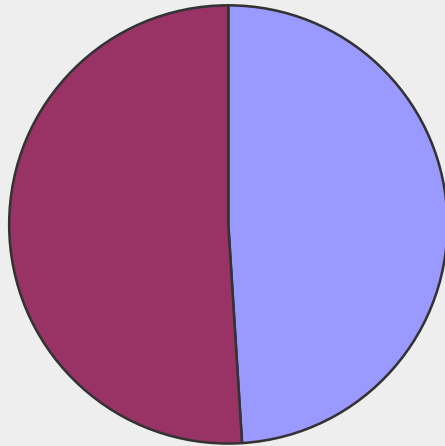
- [Total Responses](#) - This data provides a graphical representation of respondents by category selected as well as a breakdown of how respondents affiliated with each level of school replied to the question of whether they would favor moving start times later by 13 minutes for the next school year.
- Responses by School Category (**NOTE:** Opinions of parents with children in multiple grade levels could be reflected in more than one chart below)
 - [Elementary Schools](#)
 - [Middle Schools](#)
 - [High Schools](#)
 - [Other Educational Centers](#)
 - [No Affiliation](#)
- [Demographic total](#) (parent, student, employee, other) - Provides one result for every person regardless of affiliation. So, for example, it would be correct to report that 51 percent of respondents to the survey oppose the 13-minute shift idea next year and 49 percent favor it.
- [Comments Summary](#) - A compilation of responses that appear exactly as they were submitted (unedited). The survey tool was not set up to disaggregate these responses by category.

School Hours Survey

I would like to see the school hours changes, as reflected in the chart, made for the 2014-2015 school year.

Answer Options	Response Percent	Response Count
Yes	49.0%	3623
No	51.0%	3766
	<i>answered question</i>	7389
	<i>skipped question</i>	166

I would like to see the school hours changes, as reflected in the chart, made for the 2014-2015 school year.



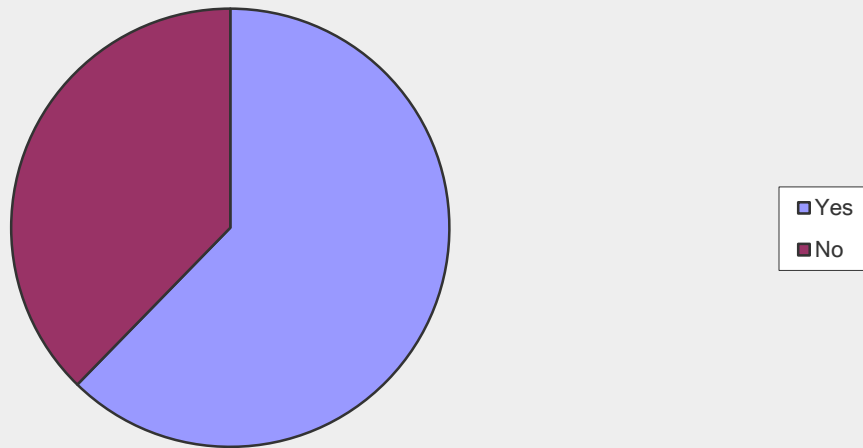
■ Yes
■ No

School Hours Survey - High School

I would like to see the school hours changes, as reflected in the chart, made for the 2014-2015 school year.

Answer Options	Response Percent	Response Count
Yes	62.3%	2255
No	37.7%	1362
	<i>answered question</i>	3617
	<i>skipped question</i>	84

I would like to see the school hours changes, as reflected in the chart, made for the 2014-2015 school year.

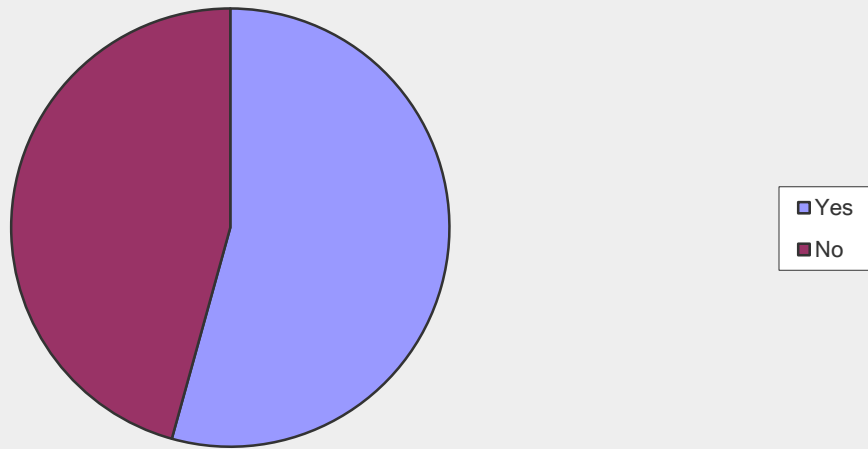


School Hours Survey - Middle School

I would like to see the school hours changes, as reflected in the chart, made for the 2014-2015 school year.

Answer Options	Response Percent	Response Count
Yes	54.3%	1682
No	45.7%	1415
<i>answered question</i>		3097
<i>skipped question</i>		74

I would like to see the school hours changes, as reflected in the chart, made for the 2014-2015 school year.

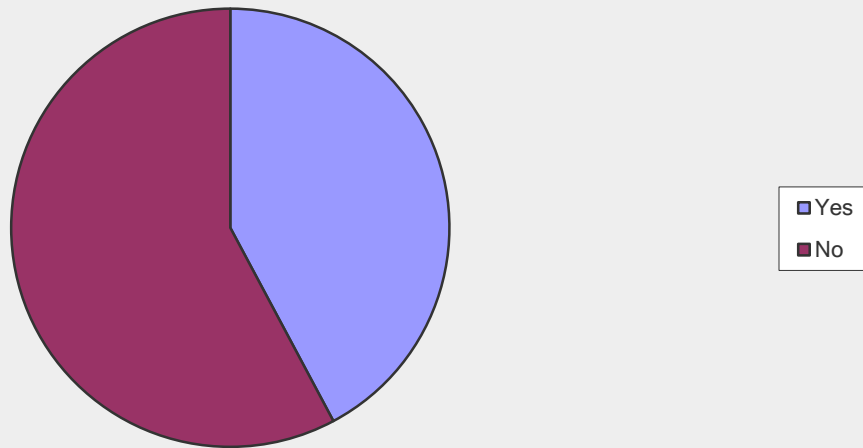


School Hours Survey - Elementary School

I would like to see the school hours changes, as reflected in the chart, made for the 2014-2015 school year.

Answer Options	Response Percent	Response Count
Yes	42.2%	1740
No	57.8%	2387
<i>answered question</i>		4127
<i>skipped question</i>		89

I would like to see the school hours changes, as reflected in the chart, made for the 2014-2015 school year.

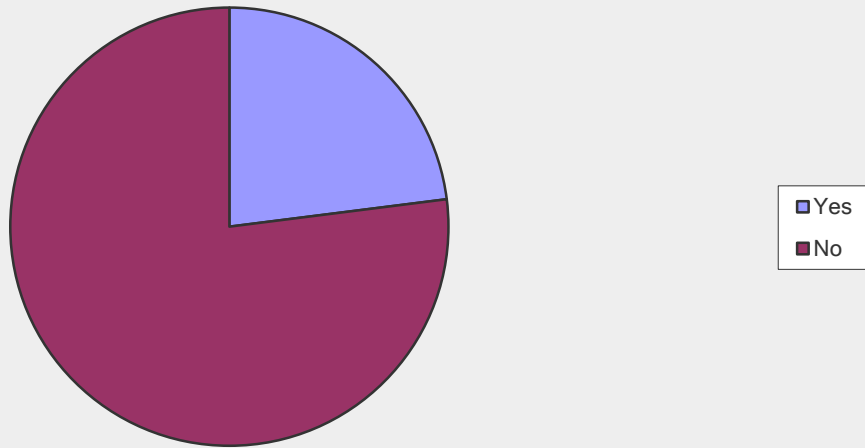


School Hours Survey - No Affiliation

I would like to see the school hours changes, as reflected in the chart, made for the 2014-2015 school year.

Answer Options	Response Percent	Response Count
Yes	23.0%	42
No	77.0%	141
<i>answered question</i>		183
<i>skipped question</i>		0

I would like to see the school hours changes, as reflected in the chart, made for the 2014-2015 school year.

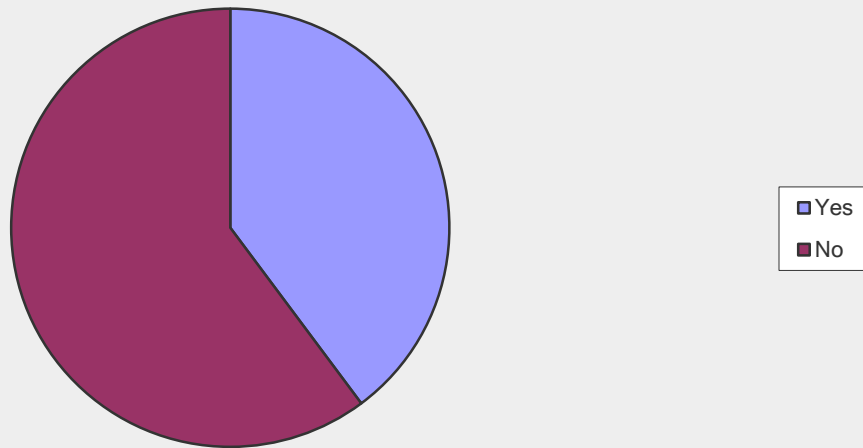


School Hours Survey - Other Educational Center

I would like to see the school hours changes, as reflected in the chart, made for the 2014-2015 school year.

Answer Options	Response Percent	Response Count
Yes	39.8%	90
No	60.2%	136
<i>answered question</i>		226
<i>skipped question</i>		7

I would like to see the school hours changes, as reflected in the chart, made for the 2014-2015 school year.



School Hours Survey

I am a:		
Answer Options	Response Percent	Response Count
Parent	75.4%	5698
Student	8.7%	657
Employee	12.6%	954
Other	3.3%	246
<i>answered question</i>		7555
<i>skipped question</i>		0

